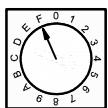
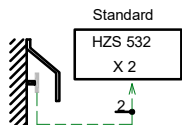


# Monovalente Holzheizungsanlage mit Speicher nach QM

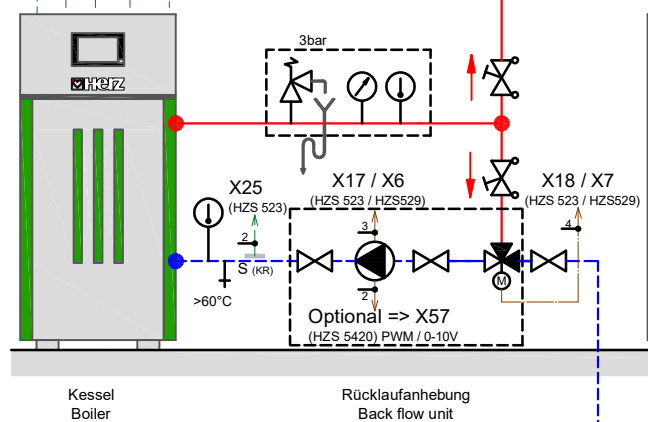
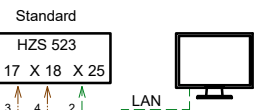
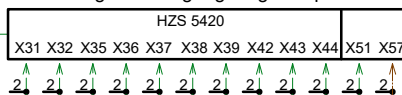
## Kessel 1

- KHAUS 000
- KESSEL 000
- QM PUFFER 1000
- HK e001
- Zusatzkessel e000



S1: HEX Codierschalter => F

PIN X51=externe Anforderung / external requirement digitaler Eingang / digital input



This is a standard hydraulic diagram and lays thus no claim on completeness. All valid technical guidelines, regulations and European Union or national standards are to be kept by the licensed specialized company. The dimensioning is a part of the licensed specialized company or the planner. For this design we reserve ourselves all rights. Without our previous agreement it may neither be multiplied nor third be made accessible, and it may not be used by the receiver or third also in other way abusively. Technical changes reserved! Changes only with CAD valid!

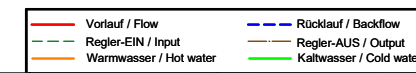
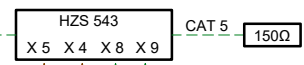
- X31 (HZS 5420) 2
- OPTION X38 (HZS 5420) 2
- X32 (HZS 5420) 2
- OPTION X39 (HZS 5420) 2
- X35 (HZS 5420) 2
- OPTION X42 (HZS 5420) 2
- X36 (HZS 5420) 2
- OPTION X43 (HZS 5420) 2
- X37 (HZS 5420) 2
- OPTION X44 (HZS 5420) 2



QM - Puffer  
QM - Buffer

Differenzdruckarme Schnittstelle (z.B. Verteiler Zentrale)

Differenzdruckbehaltete Schnittstelle (Fernleitung)



Name	Datum
Bearb. Kirnbauer Ch.	2019-06-27
Gepr. Schaffer M.	2019-06-27

Autom. Kessel  
Automatic Boiler

**TCA\_QM\_WE4**

TCA\_QM\_WE4\_01.DWG

